

Student's Guide


Accessing your Account


Visit <http://www.eng.uwi.tt/depts/elec/ugrad/ecng3020/>.

Use your default login to gain access.

USERNAME: UWI ID Number

PASSWORD: Date of Birth yyyyymmdd

To change your password click on  [Change Password](#). Follow the instructions. Remember to choose a password that is easy enough for you to remember but difficult for others to figure out.


Remember to logout at the end of your session by selecting  [Logout](#).

If you experience any difficulty please [contact the ECNG3020 Coordinator](#) who will reset your default login.

Creating a Proposal

This feature of the ECNG3020 Special Project Portal allows you to **create**, **revise** and **submit your project proposals**.



Click on  [Create Project Proposal](#).

Fill in the respective fields of the proposal. Make sure to select the project type. By clicking on  you can readily access a summary of project types.


When you are finished you can **preview** your proposal, **save** your proposal for later revisions or **submit** to the coordinator for approval by clicking on the appropriate button.

[Preview](#) [Save Draft](#) [Submit Final](#)

You can **review** or **edit** your proposals by clicking on  [My Project Proposals](#). Your draft proposals will appear in a table such as the one displayed below.

Date yyyy-mm-dd	Title	Actions
2007-09-01	Special Project Management System	 

To edit click .

You may discard your draft by clicking .